

EDITING PDF FLYERS


DOWNLOAD YOUR FLYER

Go to <https://kc.fcmpartners.com/> to view and download any flyer of your choice.

EDITING YOUR PDF

The bottom portion of flyers are editable! Please fill in the contact fields with your information. If you have nothing to add in the bottom line that says "Additional Info or Leave Blank," please delete that text.

CALL OR EMAIL ME FOR MORE DETAILS!



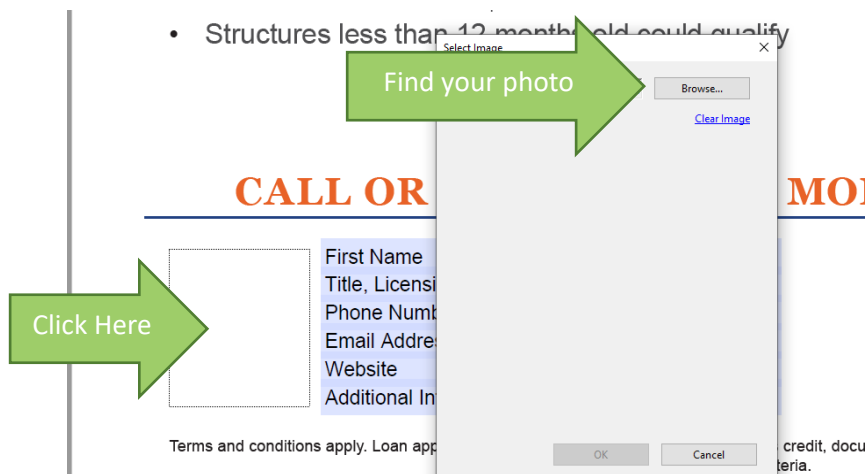
| |
|--------------------------------|
| First Name |
| Title, Licensing Number |
| Phone Number |
| Email Address |
| Website |
| Additional Info or leave blank |

Terms and conditions apply. Loan approval and terms are dependent upon borrower's credit, documented ability to repay, acceptability of collateral property, and underwriting criteria.



ADD YOUR HEADSHOT

If you click on the left side of the contact fields box, a window will pop up prompting you to choose a headshot from your library. Do not want to upload a professional headshot on your flyer? No problem! You can leave this empty.



• Structures less than 12 months old could qualify

Select Image

Find your photo

Browse...

Clear Image

CALL OR **MO]**

Click Here

| |
|----------------|
| First Name |
| Title, Licensi |
| Phone Numt |
| Email Adre |
| Website |
| Additional In |

Terms and conditions apply. Loan app

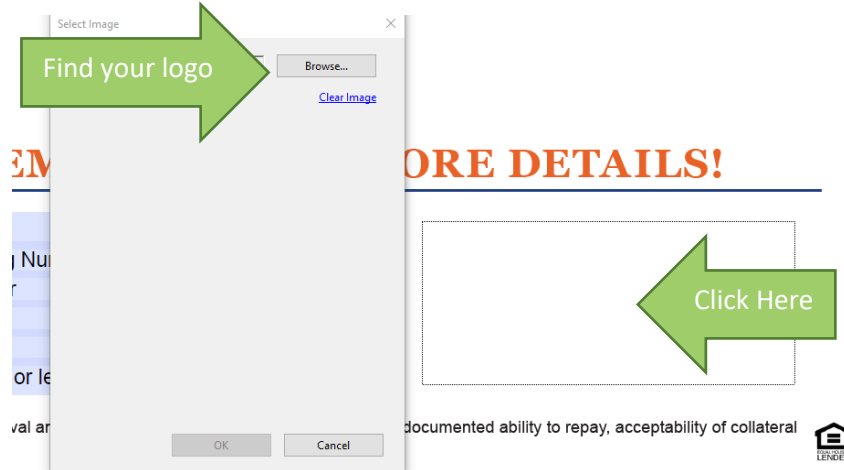
credit, docu
teria.

OK Cancel



ADD YOUR LOGO

If you click to the right of the contact fields box, you will be prompted to add a photo. This section is reserved for your logo!



SAVE YOUR FLYER

To save your flyer, click the save button in the top left of the Adobe Reader. The “Save As” window will open for you to choose what folder to save your document and give you the option to rename it.

